

# INFLUENCE OF PREDATOR ABUNDANCE AND WINTER MORTALITY ON REPRODUCTION OF BIVOLTINE POPULATIONS OF *Ips typographus* L. (COLEOPTERA: CURCULIONIDAE)

## UTJECAJ GUSTOĆE PREDATORA I ZIMSKOG MORTALITETA NA REPRODUKCIJU BIVOLTNIH POPULACIJA SMREKOVOG POTKORNJAKA *Ips typographus* L. (COLEOPTERA: CURCULIONIDAE)

Luka KASUMOVIĆ\*, Åke LINDELÖW\*\*, Boris HRAŠOVEC\*\*\*

### Summary

The study was aimed at evaluating the influence of winter mortality and predator larvae abundance on breeding performance of bivoltine populations of *Ips. typographus* colonizing felled spruce trees in Croatia. A low colonization density of *I. typographus* expressed as a number of maternal galleries per square meter of bark, usually reflects high reproductive success, defined as a number of daughters per mother beetle ( $\text{♀}/\text{♀}$ ). Regarding this study, the mean gallery density on felled trees varied between 27 and 146 per  $\text{m}^2$  of bark, while the lowest reproduction rate was only 0.5  $\text{♀}/\text{♀}$ . Although differently suggested by previous findings, the cause of such a low reproduction rate can be explained by high abundance of predator larvae and high winter mortality of larvae, pupae and callow beetles. The results suggest that predators, primarily long-legged flies-of the genus *Medetera* (Fischer von Waldheim) (Diptera: Dolichopodidae), have huge ecological impact on bark beetle populations at endemic levels. At low attack densities, the majority of males (74%) copulate with two females, following the evolutionary trait of avoiding intraspecific larval competition.

**KEY WORDS:** breeding, low attack, gallery, intraspecific, *Medetera*

### INTRODUCTION

#### UVOD

Most bark beetle species (Coleoptera, Curculionidae, Scolytinae) colonize recently dead trees, but some species

are able to attack and kill living trees to reproduce (Lindelöw and Schroeder, 2002; Hedgren, 2004). *Ips typographus* (Linnaeus) (Coleoptera: Curculionidae: Ipini) is the most severe and destructive spruce pest in Europe (Christiansen and Bakke, 1988; Grégoire and Evans, 2004; Wermelinger,

\* Dr. sc. Luka Kasumović, Croatian Forests Ltd., Forestry office Perušić, Ante Starčevića 9, Perušić 53 202, Croatia. orcid.org/0000-0002-8017-3096. e.mail: luka.kasumovic@hrsume.hr

\*\* Åke Lindelöw, PhD, Department of Ecology, Swedish University of Agricultural Sciences, Box 7044, Uppsala 75 007, Sweden. orcid.org/0000-0003-3336-0793. e.mail: ake.lindelow@slu.se

\*\*\* Prof. dr. sc. Boris Hrašovec, Department of Forest Protection and Wildlife Management, Faculty of Forestry University of Zagreb, Svetošimunska 25, Zagreb 10 000, Croatia. e.mail: bhrasovec@sumfak.hr

2004), and it plays an important role in Croatian spruce forests, which is also common for other part of Europe where spruce grows (Hrašovec et al., 2011). *I. typographus* is univoltine in northern Europe (Austarå and Midtgaard, 1986; Schroeder, 2013), and elsewhere in Europe at higher elevations. In central and southern Europe this beetles reproduces two times a year (Wermelinger, 2004; Faccoli and Stergulc, 2006; Jurc et al., 2006; Faccoli, 2009) and overwinters as an adult insect under the bark or in needle litter (Christiansen and Bakke, 1988; Weslien, 1992; Hrašovec et al., 2011; Wermelinger et al., 2012).

Populations of *I. typographus* can remain endemic for a long period of time. In optimal conditions the populations may increase to epidemic proportions when growing trees are attacked and killed (Raffa et al., 2008). Large-scale disturbances, such as storms, e.g. Lothar and Vivian in Switzerland (Wermelinger, 2004), and Gudrun in Sweden (Schroeder, 2010) usually act as triggers of bark beetle outbreaks. *I. typographus* can quickly respond to the appearance of suitable hosts, resulting from favourable weather and stand conditions (Wermelinger, 2004), which happened in the mountain region of Croatia after the ice storm in the late winter of 2014 (Vuletić et al., 2014). The reproduction success of these insects usually differs between living and felled trees due to different host resistance (Elkin and Reid, 2004). For successful colonization of standing trees, beetle attacks need to overcome the defence system of host trees (Mulock and Christiansen, 1986). Living trees defend themselves against bark beetle attacks by a flow of resin-or through the mobilization of dead resin – rich cells around the infected sites to prevent further spread (Francheschi et al., 2000). The availability of these two types of substrate and beetle reproduction success determines their relative importance for the production of bark beetles at the landscape level (Hedgren and Schroeder, 2004). The reproduction rate is related to the intraspecific competition among larvae, particularly when bark beetles shifts from wind felled to live standing trees (Kommonen et al., 2011). A high bark beetle colonization density (maternal galleries per m<sup>2</sup>) usually leads to their low reproduction rate (Hedgren and Schroeder, 2004; Faccoli and Bernadinelli, 2011). However, some bark beetle species, precisely those finding additional feeding outside of the host bark can avoid this effect (Sauvard, 1989).

Favourable weather conditions during summer usually allow *I. typographus* to start second or even third generation. In that case some individuals do not complete development before winter and some portion of offspring beetles are forced to hibernate as larvae or pupae. Winter mortality from freezing, especially in pre-adult stages (Faccoli, 2002), complex relationship between host trees and natural enemies (Christiansen et al., 1987), factors stressing trees or inducing variations in the natural enemy

abundance (Weslien, 1992) could be an important determinant of population dynamics in *I. typographus*.

The aim of this study was to research the influence of winter mortality and natural enemies on the reproductive success of bivoltine populations of *I. typographus* with respect to their colonization density.

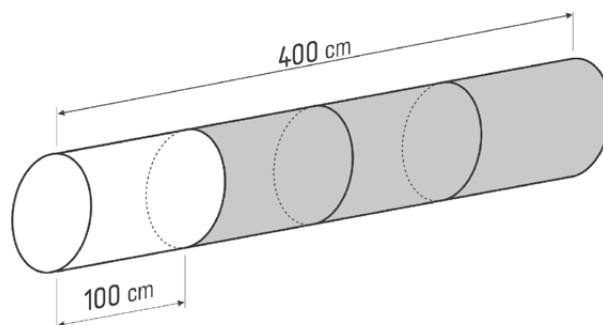
## MATERIAL AND METHODS

### MATERIJAL I METODE

The study was carried out during winter 2014/15 in a 50-year-old spruce stand at 500 m a.s.l. in south-western Croatia (44° 36' 49.41" N; 15° 19' 13.89" E).

Five spruce trees similar in size were felled and pruned in mid-July, and then left in a stand to be colonized by *I. typographus*. The mean diameter of trees was 29 cm (min-max = 27–32 cm), and medium tree height was 18 m. In the moment of felling all spruce trees were in good health condition without visible needles discoloration. Distance between felled spruces were 30 m to avoid the influence between them at the time of bark beetle colonization. First colonization were detected one week after felling. During January, all trees were first cut in 4 m long logs, and then transported to a storehouse where they had been stored at temperatures below 5 °C until undergoing analysis in February.

For calculating the bark surface, the log diameter was to be measured first in the middle of each section. What need to be performed before debarking is counting exit holes per each section. During the bark analysis, the number of mating chambers and maternal galleries were counted first. Then the samples were carefully pulled apart, which was followed by counting of *I. typographus* callow beetles, pupae, the biggest larvae (third larval instar) and predator larvae (ant beetle-genus *Thanasimus* (Latreille) (Coleoptera: Cleridae), long-legged flies of the-genus *Medetera* (Fischer von Waldheim) (Diptera: Dolichopodidae) and predatory gall midges (Diptera: Cecidomyiidae)). Living and dead in-



**Figure 1.** Bark sample (white) on a 4 m long spruce log. The samples were separated with an axe after counting the exit holes.

**Slika 1.** Uzorak kore (bijelo) na 4 m dugačkom trupcu. Uzorci su otkorani pomoću sjekire nakon brojanja izletnih otvora.

sects were assessed visually. Callow beetles, larvae and pupae were considered dead if they showed no sign of movement at room temperature, or were deformed (Faccoli, 2002).

The reproductive success is defined as a number of daughters per mother beetle ( $\frac{\text{♀}}{\text{♀}}$ ), and was calculated as:

$$\frac{\text{♀}}{\text{♀}} = \left[ \frac{(a + b) * 0.5}{c} \right]$$

assuming that one exit hole represents one emerged adult beetle (Schlyter et al., 1984; Komonen et al., 2011), and a balanced sex ratio – 0.5 (Annala, 1971).

Number of:

a – exit holes

b – young living adults in the bark

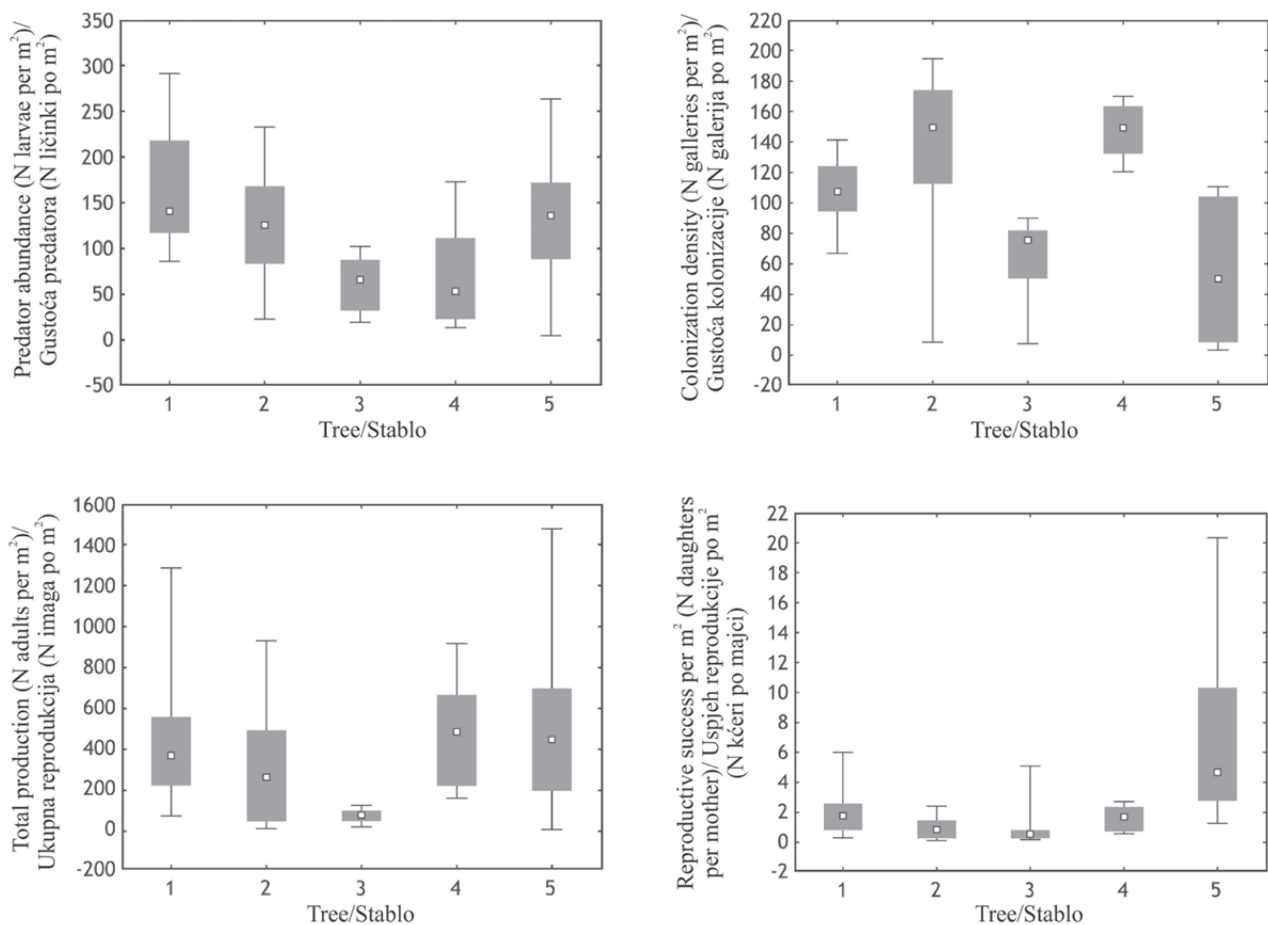
c – maternal galleries

The measured parameters (reproductive success, total production, gallery number per mating chamber, predator larvae abundance) were first processed in Microsoft Office

2007, and then compared in Statsoft® Statistica 8 by means of non-parametric Kruskal-Wallis test. The mortality per  $\text{m}^2$  in each development stage were calculated in Microsoft Office 2007. The Spearman Rank correlation between the predator abundance and the bark beetle attack density were calculated in Statsoft® Statistica 8.

## RESULTS REZULTATI

In total, 55 sections were analysed (table 1.). The number of analysed samples (sections) differed between trees due to the decomposition of bark in top sections or no visible sight of *I. typographus* colonization. Top sections with thinner bark were not analysed because dominant bark beetle species was *Pityogenes chalcographus* (Linnaeus) (Coleoptera: Curculionidae: Ipini). Because of difference in the number of samples taken from a single tree, the non-parametric Kruskal-Wallis test was used in the data analysis.



**Figure 2.** Predator larvae abundance (a), colonization density (b), total production (c) and reproductive success (d) of *Ips typographus* in analyzed stem sections ( $n = 55$ ). The data are based on bark samples inspected in a laboratory. The boxes indicate 25<sup>th</sup> and 75<sup>th</sup> percentiles, whiskers minimum and maximum, and a small square median, respectively.

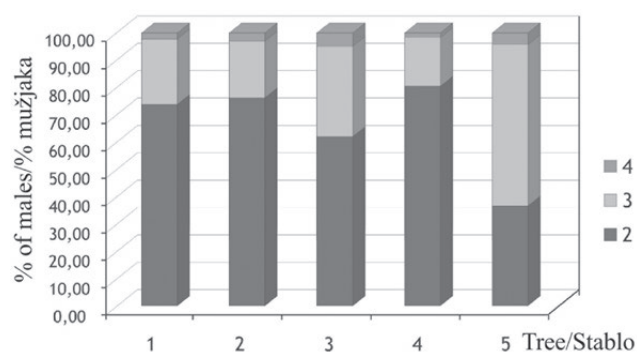
**Slika 2.** Gustoća ličinki predatora (a), gustoća napada (b), ukupna produkcija (c) i uspjeh reprodukcije (d) smrekovog potkornjaka *Ips typographus* u analiziranim sekcijama debla ( $n = 55$ ). Podaci se baziraju na uzorcima kore analiziranim u laboratoriju. Sjenčani pravokutnici obuhvaćaju vrijednosti između prvog i trećeg kvartila, linijski minimalne i maksimalne vrijednosti, a mali kvadratić medijanu.

**Table 1.** Mortality in different development stages of *Ips typographus* and number of analysed sections per each tree

**Tablica 1.** Mortalitet različitih razvojnih stadija smrekovog pisara *Ips typographus* i broj analiziranih sekcija po pojedinom stablu

Tree/Stablo	Number of analyzed sections/Broj analiziranih sekcija	Adult/Imago	Pupae/Kukuljica	Larvae/Ličinka
		%		
1	16	42.8	14.7	76.8
2	16	34.0	18.9	51.3
3	8	42.6	70.6	100.0
4	8	18.1	22.2	100.0
5	7	26.3	26.8	72.9

The colonization density varied significantly between analysed sections [K-W  $H(DF = 4, N = 55) = 26.84310, p = 0.0001$ ]. The lowest gallery density in infested trees amounted to 1.1 galleries per m<sup>2</sup>, and the highest to 195.4 galleries per m<sup>2</sup>. It also came to a significant difference in the reproductive success between analysed sections [K-W  $H(DF = 4, N = 55) = 1.25745, p = 0.0003$ ]. In some sections, the reproduction success reached 20 ♀/♀, but it was accompanied with a very low colonization density, only 9 maternal galleries per m<sup>2</sup>. There was some sections with as many as 1284 filial beetles, but this figure also varied considerably between infested sections [K-W  $H(DF = 4, N = 55) = 13.11153, p = 0.0107$ ]. The same thing can be said for the number of predator larvae [K-W  $H(DF = 4, N = 55) = 17.05745, p = 0.0019$ ], which positively correlates with the colonization density ( $r = 0.896156, N = 55, p < 0.05$ ). In to-



**Figure 3.** Percentage of males copulating with 2 – 4 females in analysed Norway spruce stem sections per each spruce tree trunk

**Slika 3.** Postotak kopulacije mužjaka s 2 – 4 ženke u analiziranim sekcijama pojedinog debla smreke.

tal, 4622 predator larvae were counted (*Medetera* – 4012, *Cecidomyidae* – 604, *Thanasimus* – 6). The average density ranged from 53 to 135 predator larvae per m<sup>2</sup>.

The maximum winter mortality of callow beetles amounted 42 %, while the peak winter mortality in the pupal stage was 85 %. As far as the biggest larvae are concerned, some sections were even featured by total mortality.

Systems with 2 maternal galleries prevailed (74.2 %). They were followed by systems with 3 maternal galleries which were found in almost one quarter of analysed samples (23.4 %), whereas the 4 maternal gallery systems were very rare (2.4 %).

## DISCUSSION RASPRAVA

The dominant overwintering development stage of *I. typographus* under the bark was the callow beetle. It was followed by pupae while the biggest larvae were the least common. The reproductive success at low attack densities was very low, which is contrary to previous findings (Inouye, 1962; Furuta, 1989). The biological potential of *I. typographus* is extremely high (Christiansen & Bakke, 1988) up to 20 ♀/♀, and it is very likely that most bark beetle females do not have such high biological potential, either on wind felled (Furuta, 1989; Eriksson et al., 2008; Komonen et al., 2011), alive and standing (Hedgren and Schroeder, 2004; Faccoli and Bernandinelli, 2011; Komonen et al., 2011) or felled trees (Hedgren and Schroeder, 2004; Ericsson et al., 2008).

High winter mortality rate of pupae, larvae and callow beetles and high abundance of predator larvae probably influence the reproductive success in *I. typographus*.

Overwintering of pre-adult stages of *I. typographus* is not possible (Austarå et al., 1977; Coeln et al., 1996; Baier et al., 2007) since larvae and pupae are extremely sensitive to low winter temperature (Andebrant et al., 1985; Andebrant, 1988; 1990). This is supported by Faccoli's research (2002) who detected only callow beetles under the bark of attacked trees in spring. The freezing point for larvae and pupae is -13 °C and -17 °C, respectively, and concerning callow beetles, this figure ranges from -20 °C to -30 °C (Annala, 1969), though, more recent studies (Košťal et al., 2007; 2011) narrow this range between -20 °C and -22 °C. Winter temperatures in the area where the research was conducted commonly drop below the above thresholds relating to larvae and pupae, but lethal temperatures for the callow of fully mature beetles are rarely measured. The attack time is mainly triggered by favourable weather conditions while delayed attacks in summer could result in high winter mortality rates (Wermelinger and Seifert, 1999). Adults with low lipid content heavily survive winter (Botterweg, 1982).



Positive correlation between the bark beetle attack density and the predator abundance has been observed. Unlike recent Swedish research (Hedgren and Schroeder, 2004), this study has disclosed high abundance of *Medetera* accompanied with low attack densities on felled trees. *Medetera* larvae turn out to be the most abundant predator off all in this context (86 %). The results suggest that their ecological impact on *I. typographus* populations is not present only at outbreak conditions, but also at endemic levels. High predator abundance can even result in an 80 % reduction of bark beetle populations (Weslien, 1992). Assessing the predator abundance and its impact on the size of bark beetle populations is important in determining the impact of tree removal from infested stands on the outspread of this pest (Hedgren and Schroeder, 2004).

The majority of male beetle comprised this research copulated with two females, which is compliant with some recent research (Anilla, 1971; Starzyk *et al.*, 2000; Grodzki *et al.*, 2014). Pursuant to the calculation made within this research the average number of females per male was 2.3, while according to Wermelinger (2004), optimal number of females per male is 3. This figure depends on host susceptibility, and it differs between wind felled (Grégoire *et al.*, 1997) and standing killed trees (Vakula *et al.*, 2014). When males copulate with more than two females, it comes to a significant reduction in the breeding success (Schlyter and Zhang, 1995). Contrary to the expectations, gallery systems with two maternal galleries as an evolutionary adaptation to avoid intraspecific larval competition at high attack, were the prevalent form at low attack densities.

## ACKNOWLEDGMENT

### ZAHVALA

All authors are deeply grateful to Marko Kasumović, Milan Starčević, Pere Kulaš and Mile Kasumović for their invaluable contribution to this paper regarding the fieldwork. Further on, authors are grateful to the entire Department of Forests Measurement within state-owned company “Hrvatske šume” (Croatian forests Ltd.), especially to Ivica Serdar, the chief executive, for providing insightful fieldwork information.

## REFERENCES

### LITERATURA

- Andebrant, O., Schlyter, F., Birgersson, G., 1985: Intraspecific competition affecting parents and offspring in the bark beetle *Ips typographus*. *Oikos*, 45(1):89-98.
- Andebrant, O., 1988: Survival of parent and brood adult bark beetle, *Ips typographus*, in relation to size, lipid content and re-emergence or emergence day. *Physiol. Entomol.*, 13(2):121-129.
- Andebrant, O., 1990: Gallery construction and oviposition of the bark beetle *Ips typographus* (Coleoptera: Scolytidae) at different breeding densities. *Ecol. Entomol.*, 15(1):1-8.
- Annala, E., 1969: Influence of temperature upon the development and voltinism of *Ips typographus* L. (Coleoptera: Scolytidae). *Ann. Zool. Fenn.* 6(2): 161-208.
- Annala, E., 1971: Sex ratio in *Ips typographus* L. (Coleoptera: Scolytidae). *Ann. Entomol. Fenn.*, 37:7-14.
- Austarå, Ø., Pettersen, H., Bakke, A., 1977: Bivoltinism in *Ips typographus* in Norway and winter mortality in second generation. *Medd Norsk Inst Skogforsk.* 33: 269-281.
- Austarå, Ø., Midtgaard, F., 1986: On the longevity of *Ips typographus* L. adults. *J. Appl. Entomol.*, 102(1-5):106-111.
- Baier, P., Pennerstorfer, J., Schopf, A., 2007: PHENIPS—A comprehensive phenology model of *Ips typographus* (L.) (Col., Scolytinae) as a tool for hazard rating of bark beetle infestation. *Forest Ecol. Manag.*, 249:171-186.
- Botterweg, P. F., 1982: Dispersal and flight behaviour of the spruce bark beetle *Ips typographus* in relation to sex, size and fat-content. *J. Appl. Entomol.*, 94(1-5): 466-489.
- Christiansen, E., Warning, R. and Berryman, A. 1987: Resistance of conifers to bark beetle attack : searching for general relationships. *Forest Ecol. Manag.*, 22(1-2): 89-106.
- Christiansen, E., Bakke, A., 1988: The spruce bark beetle of Eurasia, Dynamics of Forests Insect Populations. Patterns, Causes, Implications, Plenum Press, p. 479-503. New York-London.
- Coeln, M., Niu, Y., Fuhrer, E., 1996: Temperature-related Development of Spruce Bark Beetles in Montane Forests Formations (Coleoptera: Scolytidae). *Entomol. Gen.*, 21(1-2):37-54.
- Elkin, C. M., Reid, M. L., 2004: Attack and Reproductive Success of Mountain Pine Beetles (Coleoptera: Scolytidae) in Fire-Damaged Lodgepole Pines. *Environ. Entomol.*, 33(4): 1070-1080.
- Ericsson, M., Neuvonen, S., Roininen, H., 2008: *Ips typographus* (L.) attack on patches of felled trees: „Wind-felled“ vs. cut trees and the risk of subsequent mortality. *Forest Ecol. Manag.*, 225(3-4):1336-1341.
- Faccoli, M., 2002: Winter mortality in sub-corticolous populations of *Ips typographus* (Coleoptera, Scolytidae) and its parasitoids in the south-eastern Alps. *J. Pest Sci.*, 75(3):62-68.
- Faccoli, M., 2009: Effect of Weather on *Ips typographus* (Coleoptera, Curculionidae) Phenology, Voltinism and Associated Spruce Mortality in the Southeastern Alps. *Environ. Entomol.*, 38(2):307-316.
- Faccoli, M., Bernardinelli, I., 2011: Breeding performance of the second generation in some bivoltine populations of *Ips typographus* (Coleoptera Curculionidae) in the south-eastern Alps. *J. Pest Sci.*, 84(1):15-23.
- Faccoli, M., Stergulc, F., 2006: A practical method for predicting the short-time trend of bivoltine populations of *Ips typographus* (L.) (Col., Scolytidae). *J. Appl. Entomol.*, 130(1):61-66.
- Franceschi, V. R., Krokene, P., Krokling, T., Christiansen, E. 2000: Phloem parenchyma cells are involved in local and distant defense responses to fungal inoculation or bark-beetle attack in Norway spruce (Pinaceae). *A. J. Bot.*, 87(3):314-326.
- Furuta, K., 1989: A comparison of endemic and epidemic populations of the spruce beetle (*Ips typographus japonicus* Nijima) in Hokkaido. *J. Appl. Entomol.*, 107(1-5):289-295.

- Grégoire, J. C., Evans, H. F., 2004: Damage and control of BAW-BILT organisms—an overview, Bark and Wood Boring Insects in Living Trees in Europe, a Synthesis, Kluwer Academic Publisher, p. 19–37. London.
- Grégoire, J. C., Raty, L., Drumont, A., De Windt, N., 1997: Pheromone mass trapping: does it protect windfalls from attack by *Ips typographus* L. (Coleoptera: Scolytidae). In: Grégoire, J. C., Liebhold, A. M., Stephen, F. M., Day, K. R., Salom, S. M. (ed), Integrating cultural tactics into the management of bark beetles and reforestation pests. Proceedings of IUFRO Conference, Forest Service General Technical Report NE-236 September 1996 1<sup>st</sup> – 3<sup>rd</sup>. Florence, Italy.
- Grodzki, W., Starzyk, J. R., Kosibowicz, M., 2014: Variability of selected traits of *Ips typographus* (L.) (Col.: Scolytinae) populations in Beskid Żywiecki (Western Carpathians, Poland) region affected by bark beetle outbreak. Folia Forestalia Polonica. 56(2):79–92.
- Hedgren, P. O., 2004: The bark beetle *Pityogenes chalcographus* (L.) (Scolytidae) in living trees: reproductive success, tree mortality and interaction with *Ips typographus*. J. Appl. Entomol., 128(3): 161–166.
- Hedgren, P. O., Schroeder, L. M., 2004: Reproductive success of the spruce bark beetle *Ips typographus* (L.) and occurrence of associated species: a comparison between standing beetle-killed trees and cut trees. Forest Ecol. Manag., 203(1-3):241–250.
- Hrašovec, B., Kasumović, L., Franjević, M., 2011: Overwintering of Eight Toothed Spruce Bark Beetle (*Ips typographus* L.) in Spruce Forests of North Velebit. Croat. J. For. Eng., 32(1):211–222.
- Inouye, M., 1962: Details of bark beetle control in the storm-swept areas in the natural forest of Hokkaido, Japan. Z. Angew. Entomol., 51(1-4):160–164.
- Jurc, M., Perko, M., Džeroski, S., Deršar, D., Hrašovec, B., 2006: Spruce bark beetle (*Ips typographus*, *Pityogenes chalcographus*, Col.: Scolytidae) in the Dinaric mountain forests of Slovenia: Monitoring and modeling. Ecol. Model., 194(1-3):219–226.
- Komonen, A., Schroeder, L. M., Weslien, J., 2011: *Ips typographus* population development after a severe storm in a nature reserve in southern Sweden. J. Appl. Entomol., 135(1-2):132–141.
- Košťál, V., Zahradníčková, P., Šimek, P., Zelený, J., 2007: Multiple component system of sugars and polyols in the overwintering spruce bark beetle, *Ips typographus*. J. Insect Physiol., 53(6):580–586.
- Košťál V., Doležal, P., Rozsypal, J., Moravcova, M., Zahradníčková, H., Šimek, P., 2011: Physiological and biochemical analysis of overwintering and cold tolerance in the two Central European populations of the spruce bark beetle, *Ips typographus*. J. Insect Physiol., 57(8):1136–1146.
- Lindelöw, Å., Schroeder, M., 2002: Attacks on living spruce trees by the bark beetle *Ips typographus* (Col. Scolytidae) following a storm-felling: A comparison between stands with and without removal of wind-felled trees. Agr. Forest Entomol., 4(1):47–56.
- Mulock, P., Christiansen, E., 1986: The threshold of successful attacks by *I. typographus* on *Picea abies*: A field experiment. Forest Ecol. Manag., 14(2):125–132.
- Raffa, K. F., Aukema, B. H., Bentz B. J., Carroll, A. L., Hicke, J. A., Turner, M. G., Romme, W. H., 2008: Cross-scale Drivers of Natural Disturbances Prone to Anthropogenic Amplification: The Dynamics of Bark Beetles Eruptions. Bioscience, 58(6):501–517.
- Sauvard, D., 1989: Multiplication capacities of *Tomicus piniperda* L. (Col., Scolytidae). Effects of attack density. J. Appl. Entomol., 108(1-5):164–181.
- Schlyter, F., Zhang, Q. H., 1995: Testing avian polygyny hypotheses in insects: harem size distribution and female egg gallery spacing in *Ips* bark beetles. Oikos, 76(1):57–69.
- Schlyter, P., Andebrant, O., Harding, S., Ravn, H. P., 1984: Offspring per emergence hole at different attack densities in the spruce bark beetle, *Ips typographus* (L.) (Coleoptera: Scolytidae). Z. Angew. Entomol., 97(1-5):244–248.
- Schroeder, L. M., 2010: Colonization of storm gaps by the spruce bark beetle: influence of the gaps and landscape characteristics. Agr. Forest Entomol., 12(1):29–39.
- Schroeder, L. M., 2013: Monitoring of *Ips typographus* and *Pityogenes chalcographus*: influence of trapping site and surrounding landscape on catches. Agr. Forest Entomol., 15(2):113–119.
- Starzyk, J. R., Graboń, K., Hałdaś, E., 2000: Cambio- and xylophagous insects in spruce (*Picea abies* (L.) Karst.) stands of the Upper San River Valley in the Bieszczady Mountain National Park (Eastern Carpathians). Scientific papers of the Agricultural University of Cracow, Forestry. 29: 57–73.
- Vakula, J., Sitkova, Z., Galko, J., Gubka, A., Zubrik, M., Kunca, A., Rell, S., 2014: Impact of irrigation on the gallery parameters of spruce bark beetle (*Ips typographus* L., Coleoptera: Curculionidae, Scolytinae). Lesnický časopis – Forestry Journal, 60:60–66.
- Vuletić, D., Kauzlarić, Ž., Balenović, I., Krajter Ostoić, S., 2014: Assessment of Forest Damage in Croatia Caused by Natural Hazards in 2014. South-east Eur. For., 5(1):65–79.
- Wermelinger, B., 2004: Ecology and management of spruce bark beetle, *Ips typographus*—a review of recent research. Forest Ecol. Manag., 202:67–82.
- Wermelinger, B., Epper, C., Kenis, M., Ghosh, S., Holdenrieder, O., 2012: Emergence patterns of univoltine and bivoltine *Ips typographus* (L.) populations and associated natural enemies. J. Appl. Entomol., 136(3):212–224.
- Wermelinger, B., Seifert, M., 1999: Temperature-dependent reproduction of the spruce bark beetle *Ips typographus* (L.) and analysis of the potential population growth. Ecol. Entomol., 24(1):103–110.
- Weslien, J., 1992: The arthropod complex associated with *Ips typographus* (L.) (Coleoptera, Scolytidae): species composition, phenology and impact on bark beetle productivity. Entomol. Fennica, 3:205–213.

## SAŽETAK

Smrekov pisar, *Ips typographus* je jedan od najštetnijih i najistraživanijih štetnika smreke u Europi. Istraživanje je provedeno s ciljem utvrđivanja utjecaja zimskog mortaliteta i gustoće predatora na uspjeh reprodukcije bivoltine populacija smrekovog potkornjaka, *Ips typographus* L., koje koloniziraju posječena stabla u smrekovim kulturama jugozapadne Hrvatske. Početkom srpnja 2014. u kulturi smreke oboreno je 5 stabla istih dimenzija. Stabla su ostavljena u sjeni okolnih stabala kako bi ih kolonizirale jedinke smrekovog pisara. Početkom siječnja 2015. stabla su prevezena u skladište, gdje su detaljno analizirana. Najprije su podijeljena u sekcije dužine 1 m kojima je na temelju promjera na sredini sekcije izračunata površina kore ( $m^2$ ). Prije otkoravanja svake sekcije najprije su izbrojani izletni otvori. Nakon otkoravanja utvrđen je broj ličinki (prvog, drugog i trećeg larvalnog stadija), kukuljica, mladih imaga potkornjaka te broj ličinki predatora. Mortalitet ličinki, kukuljica i mladih imaga utvrđen je na temelju njihove pokretljivosti na sobnoj temperaturi. Na svakom uzorku kore izbrojane su galerije te je utvrđen broj galerija po bračnoj komorici, odnosno prosječan broj ženki po jednom mužjaku. Kod izračuna uspjeha reprodukcije izraženog brojem kćeri po majci ( $\frac{\text{♀}}{\text{♀}}$ ) uzet je u obzir omjer spolova 50:50.

Niska gustoća kolonizacije izražena brojem majčinskih galerija po kvadratu kore rezultira visokim uspjehom reprodukcije izraženim brojem kćeri po majci ( $\frac{\text{♀}}{\text{♀}}$ ). Suprotno od već provedenih istraživanja, mala srednja gustoća galerija po  $m^2$  kore (27 do 146) rezultirala je s malim uspjehom reprodukcije (0.5 do 4.2  $\frac{\text{♀}}{\text{♀}}$ ). Mali uspjeh reprodukcije posljedica je visoke stope mortaliteta ličinki, kukuljica i mladog imaga tijekom zime, ali i visoke gustoće ličinki predatora. Rezultati upućuju na činjenicu da predatori, ponajprije muhe gusjeničarke–rod *Medetera* (Diptera: Dolichopodidae) imaju važan utjecaj na populaciju potkornjaka i pri niskim gustoćama populacije, za razliku od već provedenih istraživanja. U provedenom istraživanju sustavi s dvije galerije bili su najzastupljeniji (74 %), što znači da je mehanizam izbjegavanja unutarvrnsne kompeticije ličinki za ishranu svježim floemom prisutan i kod endemičnih gustoća populacija kao svojevrsna evolucijska prilagodba, za razliku od dosadašnjih istraživanja koja potvrđuju njegovu prisutnost samo kod visokih gustoća populacija.

---

**KLJUČNE RIJEČI:** kopulacija, niska gustoća, galerije, unutarvrnsna, *Medetera*